




BARWA GRAND PRIX OF QATAR

Free Practice Nr. 3

Classification

10

	Rider	Nation	Team	Motorcycle	Time	Lap Total	Gap	Top Speed
1	21 Franco MORBIDELLI	ITA	Petronas Yamaha SRT	YAMAHA	1'54.676	14 17		343.9
2	41 Aleix ESPARGARO	SPA	Aprilia Racing Team Gresini	APRILIA	1'54.841	9 9	0.165 0.165	347.2
3	10 Luca MARINI	ITA	SKY VR46 Esponsorama	DUCATI	1'54.855	16 16	0.179 0.014	348.3
4	42 Alex RINS	SPA	Team SUZUKI ECSTAR	SUZUKI	1'54.914	16 16	0.238 0.059	347.2
5	20 Fabio QUARTARARO	FRA	Monster Energy Yamaha MotoGP	YAMAHA	1'55.070	8 15	0.394 0.156	348.3
6	36 Joan MIR	SPA	Team SUZUKI ECSTAR	SUZUKI	1'55.077	13 14	0.401 0.007	343.9
7	30 Takaaki NAKAGAMI	JPN	LCR Honda IDEMITSU	HONDA	1'55.085	14 15	0.409 0.008	348.3
8	12 Maverick VIÑALES	SPA	Monster Energy Yamaha MotoGP	YAMAHA	1'55.103	14 19	0.427 0.018	345.0
9	6 Stefan BRADL	GER	Repsol Honda Team	HONDA	1'55.207	18 18	0.531 0.104	348.3
10	88 Miguel OLIVEIRA	POR	Red Bull KTM Factory Racing	KTM	1'55.261	17 17	0.585 0.054	345.0
11	9 Danilo PETRUCCI	ITA	Tech 3 KTM Factory Racing	KTM	1'55.366	13 14	0.690 0.105	345.0
12	73 Alex MARQUEZ	SPA	LCR Honda CASTROL	HONDA	1'55.517	9 18	0.841 0.151	349.5
13	89 Jorge MARTIN	SPA	Pramac Racing	DUCATI	1'55.704	6 14	1.028 0.187	355.2
14	23 Enea BASTIANINI	ITA	Esponsorama Racing	DUCATI	1'55.784	10 13	1.108 0.080	352.9
15	43 Jack MILLER	AUS	Ducati Lenovo Team	DUCATI	1'55.791	6 6	1.115 0.007	356.4
16	46 Valentino ROSSI	ITA	Petronas Yamaha SRT	YAMAHA	1'55.834	15 16	1.158 0.043	347.2
17	44 Poi ESPARGARO	SPA	Repsol Honda Team	HONDA	1'55.916	10 12	1.240 0.082	350.6
18	27 Iker LECUONA	SPA	Tech 3 KTM Factory Racing	KTM	1'55.923	12 14	1.247 0.007	347.2
19	33 Brad BINDER	RSA	Red Bull KTM Factory Racing	KTM	1'55.978	10 16	1.302 0.055	349.5
20	32 Lorenzo SAVADORI	ITA	Aprilia Racing Team Gresini	APRILIA	1'55.996	11 13	1.320 0.018	342.8
21	63 Francesco BAGNAIA	ITA	Ducati Lenovo Team	DUCATI	1'56.166	9 11	1.490 0.170	350.6
22	5 Johann ZARCO	FRA	Pramac Racing	DUCATI	1'56.653	5 8	1.977 0.487	354.0

Practice condition: **Dry**
 Air: **37°**
 Humidity: **19%**
 Ground: **49°**

Fastest Lap:	Lap: 14	Franco MORBIDELLI	1'54.676	168.8 Km/h
Best Race Lap:	2016	Jorge LORENZO	1'54.927	168.5 Km/h
All Time Lap Record:	2019	Marc MARQUEZ	1'53.380	170.8 Km/h

The results are provisional until the end of the limit for protest and appeals.

Time limit for protest expires 30' after publication of the results - Time:

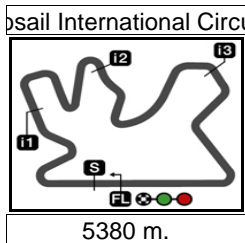
These data/results cannot be reproduced, stored and/or transmitted in whole or in part by any manner of electronic, mechanical, photocopying, recording, broadcasting or otherwise now known or herein after developed without the previous express consent by the copyright owner, except for reproduction in daily press and regular printed publications on sale to the public within 60 days of the event related to those data/results and always provided that copyright symbol appears together as follows below.

© DORNA, 2021

Official MotoGP Timing by TISSOT
 www.motogp.com

Doha, Saturday, March 27, 2021





Results and timing service provided by TISSOT

MotoGP™

BARWA GRAND PRIX OF QATAR
Free Practice Nr. 3
Combined Free Practice Times

11

	Rider	Nation	Team	MOTORCYCLE	FP1	FP2	FP3	Gap
1	43 J.MILLER	AUS	Ducati Lenovo Team	DUCATI	1'55.112 12	1'53.387 15	1'55.791 6	
2	63 F.BAGNAIA	ITA	Ducati Lenovo Team	DUCATI	1'55.365 8	1'53.422 12	1'56.166 9	0.035 0.035
3	20 F.QUARTARARO	FRA	Monster Energy Yamaha MotoGP	YAMAHA	1'55.213 16	1'53.575 16	1'55.070 8	0.188 0.153
4	5 J.ZARCO	FRA	Pramac Racing	DUCATI	1'55.871 14	1'53.586 16	1'56.653 5	0.199 0.011
5	42 A.RINS	SPA	Team SUZUKI ECSTAR	SUZUKI	1'55.353 17	1'53.623 17	1'54.914 16	0.236 0.037
6	12 M.VIÑALES	SPA	Monster Energy Yamaha MotoGP	YAMAHA	1'55.309 7	1'53.639 18	1'55.103 14	0.252 0.016
7	21 F.MORBIDELLI	ITA	Petronas Yamaha SRT	YAMAHA	1'54.921 16	1'53.676 19	1'54.676 14	0.289 0.037
8	41 A.ESPARGARO	SPA	Aprilia Racing Team Gresini	APRILIA	1'55.046 14	1'53.727 16	1'54.841 9	0.340 0.051
9	46 V.ROSSI	ITA	Petronas Yamaha SRT	YAMAHA	1'55.419 15	1'53.874 17	1'55.834 15	0.487 0.147
10	44 P.ESPARGARO	SPA	Repsol Honda Team	HONDA	1'56.046 16	1'53.901 17	1'55.916 10	0.514 0.027
11	36 J.MIR	SPA	Team SUZUKI ECSTAR	SUZUKI	1'55.255 15	1'53.914 16	1'55.077 13	0.527 0.013
12	73 A.MARQUEZ	SPA	LCR Honda CASTROL	HONDA	1'55.748 16	1'54.115 15	1'55.517 9	0.728 0.201
13	89 J.MARTIN	SPA	Pramac Racing	DUCATI	1'56.541 15	1'54.178 17	1'55.704 6	0.791 0.063
14	30 T.NAKAGAMI	JPN	LCR Honda IDEMITSU	HONDA	1'55.754 16	1'54.199 16	1'55.085 14	0.812 0.021
15	23 E.BASTIANINI	ITA	Esponsorama Racing	DUCATI	1'56.198 6	1'54.228 17	1'55.784 10	0.841 0.029
16	33 B.BINDER	RSA	Red Bull KTM Factory Racing	KTM	1'56.057 4	1'54.371 14	1'55.978 10	0.984 0.143
17	10 L.MARINI	ITA	SKY VR46 Esponsorama	DUCATI	1'56.069 14	1'54.432 15	1'54.855 16	1.045 0.061
18	6 S.BRADL	GER	Repsol Honda Team	HONDA	1'55.942 13	1'54.634 16	1'55.207 18	1.247 0.202
19	88 M.OLIVEIRA	POR	Red Bull KTM Factory Racing	KTM	1'55.745 17	1'54.756 16	1'55.261 17	1.369 0.122
20	9 D.PETRUCCI	ITA	Tech 3 KTM Factory Racing	KTM	1'56.230 8	1'54.774 15	1'55.366 13	1.387 0.018
21	27 I.LECUONA	SPA	Tech 3 KTM Factory Racing	KTM	1'56.943 15	1'55.098 14	1'55.923 12	1.711 0.324
22	32 L.SAVADORI	ITA	Aprilia Racing Team Gresini	APRILIA	1'56.559 14	1'55.674 16	1'55.996 11	2.287 0.576

Pole Position Record:	2019	Maverick VIÑALES	1'53.546	170.5 Km/h
Best Race Lap:	2016	Jorge LORENZO	1'54.927	168.5 Km/h
All Time Lap Record:	2019	Marc MARQUEZ	1'53.380	170.8 Km/h

The results are provisional until the end of the limit for protest and appeals.

Time limit for protest expires 60' after publication of the results - Mr. Time:

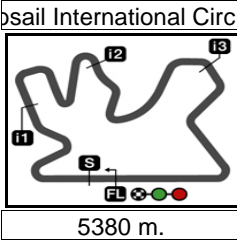
These data/results cannot be reproduced, stored and/or transmitted in whole or in part by any manner of electronic, mechanical, photocopying, recording, broadcasting or otherwise now known or herein after developed without the previous express consent by the copyright owner, except for reproduction in daily press and regular printed publications on sale to the public within 60 days of the event related to those data/results and always provided that copyright symbol appears together as follows below.

© DORNA, 2021

Official MotoGP Timing by TISSOT
 www.motogp.com

Doha, Saturday, March 27, 2021





BARWA GRAND PRIX OF QATAR

Free Practice Nr. 3

Top Speed & Average

12

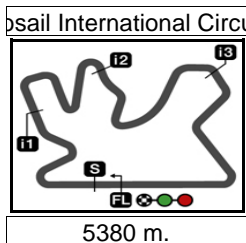


Rider	Nation	Motorcycle	Top 5 speeds					Average	Top
43 Jack MILLER	AUS	DUCATI	356.4	352.9	352.9	350.6	348.3	352.2	356.4
89 Jorge MARTIN	SPA	DUCATI	355.2	355.2	352.9	351.7	350.6	353.1	355.2
5 Johann ZARCO	FRA	DUCATI	354.0	352.9	351.7	349.5	347.2	351.1	354.0
23 Enea BASTIANINI	ITA	DUCATI	352.9	350.6	349.5	349.5	349.5	350.4	352.9
44 Pol ESPARGARO	SPA	HONDA	350.6	349.5	349.5	349.5	348.3	349.5	350.6
63 Francesco BAGNAIA	ITA	DUCATI	350.6	350.6	349.5	348.3	348.3	349.5	350.6
33 Brad BINDER	RSA	KTM	349.5	349.5	348.3	347.2	346.1	347.5	349.5
73 Alex MARQUEZ	SPA	HONDA	349.5	348.3	348.3	348.3	347.2	347.8	349.5
6 Stefan BRADL	GER	HONDA	348.3	348.3	348.3	348.3	347.2	348.1	348.3
10 Luca MARINI	ITA	DUCATI	348.3	347.2	347.2	347.2	346.1	346.7	348.3
20 Fabio QUARTARARO	FRA	YAMAHA	348.3	346.1	346.1	346.1	345.0	345.7	348.3
30 Takaaki NAKAGAMI	JPN	HONDA	348.3	348.3	348.3	347.2	346.1	347.2	348.3
27 Iker LECUONA	SPA	KTM	347.2	345.0	345.0	345.0	345.0	345.4	347.2
41 Aleix ESPARGARO	SPA	APRILIA	347.2	346.1	345.0	343.9	341.7	344.3	347.2
42 Alex RINS	SPA	SUZUKI	347.2	346.1	346.1	346.1	345.0	345.9	347.2
46 Valentino ROSSI	ITA	YAMAHA	347.2	345.0	343.9	343.9	343.9	344.8	347.2
9 Daniilo PETRUCCI	ITA	KTM	345.0	345.0	343.9	343.9	343.9	344.3	345.0
12 Maverick VIÑALES	SPA	YAMAHA	345.0	345.0	345.0	343.9	343.9	344.2	345.0
88 Miguel OLIVEIRA	POR	KTM	345.0	343.9	342.8	342.8	342.8	343.2	345.0
21 Franco MORBIDELLI	ITA	YAMAHA	343.9	343.9	343.9	343.9	342.8	343.4	343.9
36 Joan MIR	SPA	SUZUKI	343.9	343.9	343.9	343.9	343.9	343.9	343.9
32 Lorenzo SAVADORI	ITA	APRILIA	342.8	341.7	339.6	338.5	338.5	339.7	342.8

These data/results cannot be reproduced, stored and/or transmitted in whole or in part by any manner of electronic, mechanical, photocopying, recording, broadcasting or otherwise now known or herein after developed without the previous express consent by the copyright owner, except for reproduction in daily press and regular printed publications on sale to the public within 60 days of the event related to those data/results and always provided that copyright symbol appears together as follows below.

© DORNA, 2021





Results and timing service provided by TISSOT

MotoGP™

BARWA GRAND PRIX OF QATAR

Free Practice Nr. 3

Chronological Analysis of Performances

13

* Lap / Sector time cancelled **T1** Time from finish line to 1st intermed. **T3** Time from 2nd intermed. to 3rd intermed.
P Crossing the finish line in pit lane **T2** Time from 1st intermed. to 2nd intermed. **T4** Time from 3rd intermed. to finish line
****** Tyre data subject to further updates

Lap	Lap Time	T1	T2	T3	T4	Speed	Lap	Lap Time	T1	T2	T3	T4	Speed		
1st	21	Franco MORBIDELLI YAMAHA ITA Petronas Yamaha SRT						3rd	10	Luca MARINI DUCATI ITA SKY VR46 Esponsorama					
Runs=3 Total laps=17 Full laps=10							Runs=3 Total laps=16 Full laps=11								
Run #	1	Front Tyre	Slick-Hard	Rear Tyre	Slick-Hard	Speed	Run #	1	Front Tyre	Slick-Soft	Rear Tyre	Slick-Soft	Speed		
		New Tyre		New Tyre					5 Laps at start		5 Laps at start				
1	2'07.670	32.129	31.205	29.512	32.228	171.1	1	2'25.330	33.498	32.295	29.775	32.678	138.8		
2	1'56.464	25.490	30.435	28.794	31.745	341.7	2	1'57.789	26.017	30.767	29.085	31.920	340.6		
3	1'55.913 *	25.455	30.128	28.491	31.839*	341.7	3	1'56.876	25.588	30.465	28.827	31.996	346.1		
4	1'55.625	25.363	30.190	28.427	31.645	341.7	4	1'56.669	25.573	30.504	28.799	31.793	346.1		
5	1'55.124	25.102	29.957	28.407	31.658	342.8	5	1'56.490	25.302	30.469	28.766	31.953	346.1		
6	2'01.820 P	27.639	32.375	30.537	31.269	337.5	6	2'14.502 P	37.265	33.743	31.735	31.759	345.0		
Run #	2	Front Tyre	Slick-Hard	Rear Tyre	Slick-Hard	Speed	Run #	2	Front Tyre	Slick-Soft	Rear Tyre	Slick-Soft	Speed		
		6 Laps at start		6 Laps at start					11 Laps at start		11 Laps at start				
7	2'03.455	31.543	31.191	28.956	31.765	157.2	7	2'02.865	30.390	31.152	29.254	32.069	177.9		
8	1'56.188	25.870	30.047	28.506	31.765	341.7	8	1'56.176	25.417	30.285	28.832	31.642	345.0		
9	1'55.231	25.235	29.952	28.448	31.596	342.8	9	1'55.750	25.227	30.285	28.572	31.666	346.1		
10	1'55.414	25.191	30.077	28.500	31.646	343.9	10	2'06.718	30.111	32.328	32.198	32.081	347.2		
11	2'05.654 P	28.890	33.609	31.397	31.758	335.4	11	1'56.313	25.394	30.231	28.753	31.935	346.1		
Run #	3	Front Tyre	Slick-Hard	Rear Tyre	Slick-Hard	Speed	Run #	3	Front Tyre	Slick-Soft	Rear Tyre	Slick-Soft	Speed		
		11 Laps at start		11 Laps at start					New Tyre		New Tyre				
12	2'07.868	31.793	31.040	32.927	32.108	160.0	13	2'06.679	34.376	31.135	29.281	31.887	128.4		
13	1'55.183	25.211	29.952	28.450	31.570	342.8	14	1'55.010	25.176	29.937	28.576	31.321	347.2		
14	1'54.676	25.043	29.847	28.278	31.508	343.9	15	1'55.016	24.984	29.919	28.410	31.703	348.3		
15	1'55.004	25.041	29.889	28.440	31.634	343.9	16	1'54.855	25.102	29.964	28.463	31.326	347.2		
16	2'09.579	32.818	35.374	29.355	32.032	338.5									
17	2'02.487 *	24.991	34.415*	30.222	32.859	343.9									
2nd	41	Alex ESPARGARO APRILIA SPA Aprilia Racing Team Gresini						4th	42	Alex RINS SUZUKI SPA Team SUZUKI ECSTAR					
Runs=2 Total laps=10 Full laps=6							Runs=3 Total laps=16 Full laps=11								
Run #	1	Front Tyre	Slick-Hard	Rear Tyre	Slick-Hard	Speed	Run #	1	Front Tyre	Slick-Hard	Rear Tyre	Slick-Hard	Speed		
		New Tyre		New Tyre					New Tyre		New Tyre				
1	2'27.255	32.982	32.152	29.708	34.020	125.7	1	2'48.718	31.693	31.793	29.616	32.391	175.8		
2	1'57.152	26.001	30.454	28.821	31.876	341.7	2	1'56.930	25.835	30.568	28.710	31.817	343.9		
3	1'55.949	25.577	30.242	28.546	31.584	343.9	3	1'55.779	25.398	30.195	28.468	31.718	343.9		
4	2'01.628	30.710	30.546	28.635	31.737	346.1	4	2'00.142	25.362	34.133	28.884	31.763	343.9		
5	1'55.861	25.428	30.232	28.636	31.565	345.0	5	1'55.626	25.307	30.222	28.465	31.632	346.1		
6	2'01.906 P	31.438	30.700	28.669	31.099	347.2	6	1'55.619	25.226	30.171	28.442	31.780	343.9		
Run #	2	Front Tyre	Slick-Hard	Rear Tyre	Slick-Soft	Speed	Run #	2	Front Tyre	Slick-Hard	Rear Tyre	Slick-Hard	Speed		
		6 Laps at start		8 Laps at start					7 Laps at start		7 Laps at start				
7	2'02.815	30.575	31.415	28.918	31.907	177.0	8	2'09.148	36.909	31.111	29.136	31.992	166.6		
8	1'55.031	25.203	29.998	28.357	31.473	341.7	9	1'56.476	25.657	30.301	28.772	31.746	345.0		
9	1'54.841	25.144	29.894	28.283	31.520	340.6	10	1'55.535	25.316	30.127	28.485	31.607	347.2		
unfinished		25.176				340.6	11	1'55.703	25.233	30.159	28.556	31.755	346.1		
							12	2'02.062 P	29.115	32.472	29.396	31.079	342.8		

Fastest Lap: Franco MORBIDELLI Petronas Yamaha SR ITA **1'54.676** 25.043 29.847 28.278 31.508

These data/results cannot be reproduced, stored and/or transmitted in whole or in part by any manner of electronic, mechanical, photocopying, recording, broadcasting or otherwise now known or herein after developed without the previous express consent by the copyright owner, except for reproduction in daily press and regular printed publications on sale to the public within 60 days of the event related to those data/results and always provided that copyright symbol appears together as follows below.
 © DORNA, 2021



Free Practice Nr. 3

MotoGP

Lap	Lap Time	T1	T2	T3	T4	Speed	Lap	Lap Time	T1	T2	T3	T4	Speed
Run # 3 Front Tyre Slick-Soft Rear Tyre Slick-Soft							7th 30 Takaaki NAKAGAMI HONDA JPN						
6 Laps at start 5 Laps at start							LCR Honda IDEMITSU						
Runs=3 Total laps=15 Full laps=10							Runs=3 Total laps=15 Full laps=10						
13	2'05.178	33.966	30.790	28.808	31.614	123.7	Run # 1	Front Tyre Slick-Hard Rear Tyre Slick-Medium	New Tyre New Tyre				
14	1'56.092	25.314	30.509	28.713	31.556	346.1	1	2'50.574	33.856	32.180	29.964	32.314	131.5
15	1'55.088	25.138	30.045	28.387	31.518	345.0	2	1'56.459	25.768	30.300	28.597	31.794	342.8
16	1'54.914	25.094	30.018	28.352	31.450	343.9	3	1'55.742	25.355	30.229	28.407	31.751	347.2
5th 20 Fabio QUARTARARO YAMAHA FRA							4						
Monster Energy Yamaha MotoGP							26.467 30.508 28.651 31.728 348.3						
Runs=3 Total laps=15 Full laps=7							5						
Run # 1	Front Tyre Slick-Hard Rear Tyre Slick-Hard	New Tyre New Tyre				Run # 2 Front Tyre Slick-Soft Rear Tyre Slick-Medium							
5 Laps at start 5 Laps at start							3 Laps at start 5 Laps at start						
1	3'35.788 *	35.790	35.083	30.051	33.571*	110.0	6	2'14.713	33.360	34.944	31.431	34.978	132.3
2	1'56.752 *	25.718	30.605	28.565	31.864*	346.1	7	1'59.724	26.028	30.650	28.976	34.070	337.5
3	1'56.295 *	25.557	30.491	28.514	31.733*	342.8	8	1'56.428	25.801	30.315	28.591	31.721	322.3
4	1'55.470	25.280	30.152	28.389	31.649	348.3	9	1'56.122	25.774	30.196	28.552	31.600	346.1
5	2'02.472 P	25.263*	32.826	33.115	31.268	345.0	10	1'56.945 P	26.225	31.392	29.578	29.750	342.8
Run # 2	Front Tyre Slick-Hard Rear Tyre Slick-Hard	5 Laps at start 5 Laps at start				Run # 3 Front Tyre Slick-Hard Rear Tyre Slick-Soft							
6							New Tyre New Tyre						
6	2'05.368	32.648	31.596	28.863	32.261	162.8	11	2'07.564	33.200	32.164	29.949	32.251	133.4
7	1'55.494	25.359	30.076	28.437	31.622	345.0	12	1'55.943	25.665	30.226	28.508	31.544	345.0
8	1'55.070	25.171	29.989	28.391	31.519	345.0	13	1'55.139	25.183	29.978	28.349	31.629	348.3
9	1'55.293	25.120	30.102	28.440	31.631	346.1	14	1'55.085	25.117	29.958	28.489	31.521	348.3
10	1'55.414	25.151	30.168	28.432	31.663	346.1	15	2'09.904	25.233	42.171	30.121	32.379	346.1
11	2'03.149 P	30.416	32.565	29.961	30.207	336.4	8th 12 Maverick VIÑALES YAMAHA SPA						
Run # 3 Front Tyre Slick-Hard Rear Tyre Slick-Hard							Monster Energy Yamaha MotoGP						
11 Laps at start 11 Laps at start							Runs=3 Total laps=19 Full laps=11						
12	2'10.027	36.889	32.040	29.020	32.078	135.1	Run # 1	Front Tyre Slick-Hard Rear Tyre Slick-Hard	New Tyre New Tyre				
13	1'55.643	25.444	30.092	28.454	31.653	345.0	6 Laps at start 6 Laps at start						
14	1'55.595	25.095	30.258	28.597	31.645	345.0	1	3'25.593	45.951	32.337	29.907	32.465	163.8
15	2'09.546 *	33.529	33.727*	29.959	32.331	343.9	2	1'57.144	25.727	30.566	28.606	32.245	341.7
6th 36 Joan MIR SUZUKI SPA							3						
Team SUZUKI ECSTAR							1'55.928 * 25.457 30.201 28.515 31.755* 343.9						
Runs=3 Total laps=15 Full laps=9							4						
Run # 1	Front Tyre Slick-Soft Rear Tyre Slick-Soft	14 Laps at start 10 Laps at start				Run # 2 Front Tyre Slick-Hard Rear Tyre Slick-Hard							
6							6 Laps at start 6 Laps at start						
1	2'42.257	31.361	31.925	29.905	32.379	172.5	7	2'01.825	30.225	30.975	28.720	31.905	167.1
2	1'57.054	25.652	30.598	28.868	31.936	342.8	8	1'55.625	25.412	30.135	28.483	31.595	342.8
3	1'56.056	25.349	30.264	28.649	31.794	343.9	9	1'55.434	25.230	30.074	28.420	31.710	343.9
4	1'56.064	25.269	30.334	28.597	31.864	343.9	10	1'57.609	26.201	30.999	28.614	31.795	342.8
5	1'58.094 P	26.865	31.637	29.901	29.691	343.9	11	1'57.837	25.266	30.231	30.495	31.845	343.9
Run # 2	Front Tyre Slick-Soft Rear Tyre Slick-Soft	19 Laps at start 15 Laps at start				Run # 3 Front Tyre Slick-Hard Rear Tyre Slick-Hard							
6							18 Laps at start 17 Laps at start						
6	2'01.554	30.081	30.769	28.842	31.862	172.2	12	1'55.359 *	25.232	30.081	28.370	31.676*	342.8
7	2'00.166	29.193	30.494	28.680	31.799	343.9	13	1'57.791	25.284	31.873	28.964	31.670	343.9
8	1'56.147	25.378	30.352	28.612	31.805	343.9	14	1'55.103	25.201	30.017	28.315	31.570	343.9
9	1'54.866 P	25.333	30.269	29.545	29.719	342.8	15	1'57.510	25.245	30.453	30.064	31.748	343.9
Run # 3	Front Tyre Slick-Hard Rear Tyre Slick-Hard	New Tyre New Tyre				Run # 3 Front Tyre Slick-Hard Rear Tyre Slick-Hard							
10							18 Laps at start 17 Laps at start						
10	2'02.931	30.833	31.118	29.073	31.907	172.8	16	1'55.359	25.259	30.051	28.452	31.597	343.9
11	1'56.185	25.696	30.308	28.604	31.577	342.8	17	1'55.752 P	25.318	30.651	30.356	29.427	345.0
12	1'55.242	25.241	30.146	28.330	31.525	342.8	Run # 3 Front Tyre Slick-Hard Rear Tyre Slick-Hard						
13	1'55.077	25.090	30.141	28.351	31.495	343.9	18 Laps at start 17 Laps at start						
14	1'55.354	25.082	30.152	28.324	31.796	343.9	18	2'16.400	45.207	30.828	28.617	31.748	163.8
PIT 32.434 31.948 30.021 31.827 342.8							19						
PIT 32.434 31.948 30.021 31.827 342.8							1'59.940 * 29.322 30.352* 28.524 31.742 345.0						

Fastest Lap: Franco MORBIDELLI Petronas Yamaha SR ITA **1'54.676** 25.043 29.847 28.278 31.508

These data/results cannot be reproduced, stored and/or transmitted in whole or in part by any manner of electronic, mechanical, photocopying, recording, broadcasting or otherwise now known or herein after developed without the previous express consent by the copyright owner, except for reproduction in daily press and regular printed publications on sale to the public within 60 days of the event related to those data/results and always provided that copyright symbol appears together as follows below.
© DORNA, 2021

Official MotoGP Timing by TISSOT
www.motogp.com

Doha, Saturday, March 27, 2021

Page 2 of 6



Free Practice Nr. 3

MotoGP

Lap	Lap Time	T1	T2	T3	T4	Speed	Lap	Lap Time	T1	T2	T3	T4	Speed		
9th	6	Stefan BRADL				HONDA	GER								
		Repsol Honda Team													
		Runs=3	Total laps=18	Full laps=13											
Run #	1	Front Tyre	Slick-Hard	Rear Tyre	Slick-Soft			Run #	1	Front Tyre	Slick-Hard	Rear Tyre	Slick-Soft		
		New Tyre		4 Laps at start						New Tyre		4 Laps at start			
1	2'23.719	32.969	33.026	29.924	33.090	154.9	1	2'29.353	32.357	31.783	29.750	32.404	151.4		
2	2'04.848	25.822	31.056	36.027	31.943	343.9	2	1'57.305 *	25.805	30.649	28.854	31.997*	342.8		
3	1'56.109	25.492	30.443	28.558	31.616	<u>348.3</u>	3	1'56.327	25.423	30.367	28.716	31.821	339.6		
4	1'56.199	25.339	30.459	28.641	31.760	348.3	4	2'08.802			32.256	34.146	343.9		
5	1'56.742	25.472	30.503	28.994	31.773	340.6	5	1'58.628 P	25.662	33.097	29.676	30.193	<u>345.0</u>		
6	2'03.590 P	31.103	32.652	29.215	30.620	345.0									
Run #	2	Front Tyre	Slick-Hard	Rear Tyre	Slick-Soft			Run #	2	Front Tyre	Slick-Hard	Rear Tyre	Slick-Soft		
		6 Laps at start		4 Laps at start						5 Laps at start		9 Laps at start			
7	2'02.364	30.437	31.029	29.112	31.786	170.6	6	2'02.188	30.455	30.517	28.803	32.413	156.0		
8	1'56.191	25.449	30.184	28.697	31.861	345.0	7	1'55.774	25.172	30.245	28.591	31.766	339.6		
9	1'55.703	25.258	30.284	28.544	31.617	343.9	8	1'56.000 *	25.286	30.248	28.652	31.814*	340.6		
10	1'55.824	25.275	30.161	28.602	31.786	345.0	9	1'56.168	25.258	30.355	28.665	31.890	340.6		
11	2'04.705	29.121	34.476	28.993	32.115	345.0	10	1'56.126	25.326	30.337	28.681	31.782	341.7		
12	1'56.004	25.341	30.301	28.748	31.614	345.0	11	2'10.018 P	30.042	35.619	32.175	32.182	323.3		
13	1'56.942 P	26.841	30.910	29.200	29.991	342.8									
Run #	3	Front Tyre	Slick-Hard	Rear Tyre	Slick-Hard			Run #	3	Front Tyre	Slick-Hard	Rear Tyre	Slick-Medium		
		13 Laps at start		New Tyre						11 Laps at start		New Tyre			
14	2'04.366	31.665	31.560	29.317	31.824	164.8	12	2'06.333	30.352	30.668	30.929	34.384	160.7		
15	1'56.384	25.756	30.344	28.756	31.528	345.0	13	<u>1'55.366</u>	25.220	30.136	<u>28.382</u>	<u>31.628</u>	343.9		
16	1'55.325	25.227	30.158	<u>28.500</u>	<u>31.440</u>	347.2	14	1'55.392	<u>25.152</u>	<u>30.070</u>	28.479	31.691	345.0		
17	1'55.421	25.218	<u>30.135</u>	28.551	31.517	348.3			PIT		25.176	32.030	35.634	32.577	343.9
18	<u>1'55.207</u>	<u>25.093</u>	30.169	28.500	31.445	348.3									
10th	88	Miguel OLIVEIRA				KTM	POR								
		Red Bull KTM Factory Racing													
		Runs=3	Total laps=17	Full laps=12											
Run #	1	Front Tyre	Slick-Hard	Rear Tyre	Slick-Medium			Run #	1	Front Tyre	Slick-Soft	Rear Tyre	Slick-Soft		
		New Tyre		New Tyre						11 Laps at start		5 Laps at start			
1	2'29.994	32.404	32.065	29.190	32.403	169.0	1	2'13.123	32.140	32.313	29.756	32.442	171.1		
2	1'56.669	25.445	30.471	28.972	31.781	341.7	2	1'56.903	25.692	30.552	28.817	31.842	346.1		
3	1'59.704	25.925	33.112	28.813	31.854	339.6	3	1'56.282	25.412	30.418	28.721	31.731	347.2		
4	1'55.628	25.275	30.284	28.462	31.607	341.7	4	1'56.486	25.503	30.563	28.706	31.714	346.1		
5	1'56.050	25.501	30.385	28.525	31.639	342.8	5	1'56.155	25.306	30.435	28.708	31.706	347.2		
6	1'57.942 P	27.261	31.585	29.146	29.950	323.3	6	1'55.970 P	25.409	30.626	29.789	30.146	347.2		
Run #	2	Front Tyre	Slick-Hard	Rear Tyre	Slick-Medium			Run #	2	Front Tyre	Slick-Hard	Rear Tyre	Slick-Soft		
		6 Laps at start		6 Laps at start						New Tyre		11 Laps at start			
7	2'03.094	31.016	30.896	29.230	31.952	174.1	7	2'07.555	31.895	33.384	29.814	32.462	146.5		
8	1'55.712	25.275	30.172	28.569	31.696	<u>345.0</u>	8	1'56.872 *	25.525	30.673	28.957	31.717*	346.1		
9	1'57.784	26.065	30.970	28.999	31.750	343.9	9	<u>1'55.517</u>	25.317	<u>30.215</u>	<u>28.394</u>	<u>31.591</u>	346.1		
10	1'55.929	25.343	30.279	28.491	31.816	342.8	10	1'55.923	25.355	30.291	28.594	31.683	<u>349.5</u>		
11	1'55.693	25.207	30.213	28.553	31.720	342.8	11	1'55.932	25.317	30.364	28.512	31.739	348.3		
12	1'59.733 P	27.174	32.154	29.459	30.946	316.7	12	1'55.941	<u>25.278</u>	30.408	28.562	31.693	347.2		
Run #	3	Front Tyre	Slick-Hard	Rear Tyre	Slick-Soft			Run #	3	Front Tyre	Slick-Hard	Rear Tyre	Slick-Soft		
		12 Laps at start		5 Laps at start						7 Laps at start		18 Laps at start			
13	2'05.020	32.081	31.519	29.424	31.996	172.5	14	2'03.920	30.938	31.650	29.311	32.021	174.7		
14	1'55.745	25.325	30.276	28.632	31.512	340.6	15	1'56.263	25.418	30.551	28.638	31.656	347.2		
15	1'55.459	25.169	30.248	28.516	31.526	342.8	16	1'55.911	25.297	30.348	28.619	31.647	348.3		
16	1'55.264	<u>25.093</u>	<u>30.160</u>	28.562	<u>31.449</u>	342.8	17	1'55.884	25.293	30.409	28.584	31.598	347.2		
17	<u>1'55.261</u>	25.126	30.194	<u>28.447</u>	31.494	342.8	18	1'56.136 *	25.283	30.599*	28.607	31.647	348.3		

Fastest Lap: Franco MORBIDELLI Petronas Yamaha SR ITA **1'54.676** 25.043 29.847 28.278 31.508

These data/results cannot be reproduced, stored and/or transmitted in whole or in part by any manner of electronic, mechanical, photocopying, recording, broadcasting or otherwise now known or herein after developed without the previous express consent by the copyright owner, except for reproduction in daily press and regular printed publications on sale to the public within 60 days of the event related to those data/results and always provided that copyright symbol appears together as follows below.
© DORNA, 2021

Official MotoGP Timing by **TISSOT**
www.motogp.com

Doha, Saturday, March 27, 2021

Page 3 of 6



Free Practice Nr. 3

MotoGP

Lap	Lap Time	T1	T2	T3	T4	Speed	Lap	Lap Time	T1	T2	T3	T4	Speed	
13th	89	Jorge MARTIN				DUCATI	SPA	Run # 2	Front Tyre	Slick-Hard	Rear Tyre	Slick-Hard		
		Pramac Racing							New Tyre		New Tyre			
		Runs=3	Total laps=14	Full laps=9										
Run # 1	Front Tyre	Slick-Soft	Rear Tyre	Slick-Soft										
		8 Laps at start		5 Laps at start										
1	2'51.167 *	31.903	31.858	29.659	32.122*	170.6	3	2'08.162	33.622	32.161	30.085	32.294	150.2	
2	1'56.383	25.535	30.553	28.729	31.566	349.5	4	1'57.083	25.733	30.553	29.088	31.709	348.3	
3	1'55.706	25.181	30.443	28.623	31.459	355.2	5	1'55.939	25.296	30.310	28.750	31.583	350.6	
4	1'56.268	25.292	30.508	28.732	31.736	355.2	6	1'55.791	25.260	30.260	28.648	31.623	352.9	
5	1'58.279	27.939	30.336	28.527	31.477	350.6		PIT	25.210	30.162	28.951	30.408	352.9	
6	1'55.704	25.272	30.294	28.571	31.567	352.9								
7	2'00.841 P	29.549	31.762	29.088	30.442	342.8								
Run # 2	Front Tyre	Slick-Soft	Rear Tyre	Slick-Soft										
		15 Laps at start		12 Laps at start										
8	2'06.877	31.971	32.204	30.835	31.867	146.5								
9	1'57.140	25.606	30.491	28.905	32.138	349.5								
10	1'56.308	25.319	30.424	28.878	31.687	349.5								
11	1'55.761	25.260	30.297	28.748	31.456	348.3								
12	2'01.225 P	28.044	31.796	29.644	31.741	345.0								
Run # 3	Front Tyre	Slick-Soft	Rear Tyre	Slick-Soft										
		20 Laps at start		17 Laps at start										
13	2'02.263	31.126	30.579	29.027	31.531	165.8								
14	1'55.719	25.203	30.406	28.697	31.413	351.7								
14th	23	Enea BASTIANINI				DUCATI	ITA							
		Esponsorama Racing												
		Runs=3	Total laps=14	Full laps=8										
Run # 1	Front Tyre	Slick-Soft	Rear Tyre	Slick-Soft										
		8 Laps at start		5 Laps at start										
1	2'25.437	33.005	32.632	29.787	34.691	152.5								
2	1'59.870	28.374	30.750	28.987	31.759	339.6								
3	1'56.539	25.576	30.561	28.660	31.742	343.9								
4	2'03.477	30.523	30.590	30.643	31.721	349.5								
5	1'56.267	25.797	30.341	28.579	31.550	349.5								
6	2'00.224 P	25.388	30.293	32.706	31.837	349.5								
Run # 2	Front Tyre	Slick-Soft	Rear Tyre	Slick-Soft										
		14 Laps at start		11 Laps at start										
7	2'04.709	32.517	31.226	29.162	31.804	139.7								
8	1'56.128	25.421	30.315	28.755	31.637	347.2								
9	1'55.894	25.387	30.278	28.709	31.520	346.1								
10	1'55.784	25.324	30.179	28.683	31.598	346.1								
11	1'57.562 P	26.365	31.242	29.366	30.589	346.1								
Run # 3	Front Tyre	Slick-Soft	Rear Tyre	Slick-Soft										
		19 Laps at start		16 Laps at start										
12	2'08.773	31.393	30.928	29.219	37.233	148.7								
13	2'02.367	27.078	34.135	29.219	31.935	352.9								
	unfinished	25.467	32.296			350.6								
17th	44	Poil ESPARGARO				HONDA	SPA							
		Repsol Honda Team												
		Runs=3	Total laps=12	Full laps=6										
Run # 1	Front Tyre	Slick-Soft	Rear Tyre	Slick-Soft										
		9 Laps at start		3 Laps at start										
1	2'25.086	33.745	32.278	29.752	32.869	143.0								
2	2'02.729	29.775	32.009	29.154	31.791	347.2								
3	1'56.546	25.721	30.336	28.718	31.771	349.5								
4	1'56.343	25.434	30.387	28.762	31.760	349.5								
5	1'58.574	27.494	30.616	28.785	31.679	334.3								
6	2'01.079 P	30.298	31.244	29.277	30.260	350.6								
Run # 2	Front Tyre	Slick-Soft	Rear Tyre	Slick-Soft										
		8 Laps at start		9 Laps at start										
7	2'05.372	30.827	31.184	29.290	34.071	176.7								
8	1'58.458 *	25.666	30.473	29.071	33.248*	345.0								
9	1'55.997	25.435	30.414	28.555	31.593	346.1								
10	1'55.916	25.484	30.213	28.618	31.601	349.5								
11	2'00.348 P	30.701	30.911	28.805	29.931	348.3								
Run # 3	Front Tyre	Slick-Soft	Rear Tyre	Slick-Soft										
		13 Laps at start		14 Laps at start										
12	2'08.019	31.592	32.448	30.862	33.117	176.4								
15th	43	Jack MILLER				DUCATI	AUS							
		Ducati Lenovo Team												
		Runs=2	Total laps=7	Full laps=3										
Run # 1	Front Tyre	Slick-Soft	Rear Tyre	Slick-Medium										
		12 Laps at start		New Tyre										
1	2'51.661	31.705	31.552	29.377	31.810	155.6								
2	12'00.255 P	25.822	30.470	28.811	10'35.152	356.4								

Fastest Lap: Franco MORBIDELLI Petronas Yamaha SR ITA **1'54.676** 25.043 29.847 28.278 31.508

These data/results cannot be reproduced, stored and/or transmitted in whole or in part by any manner of electronic, mechanical, photocopying, recording, broadcasting or otherwise now known or herein after developed without the previous express consent by the copyright owner, except for reproduction in daily press and regular printed publications on sale to the public within 60 days of the event related to those data/results and always provided that copyright symbol appears together as follows below.
© DORNA, 2021

Official MotoGP Timing by TISSOT
www.motogp.com

Doha, Saturday, March 27, 2021

Page 4 of 6



Free Practice Nr. 3

MotoGP

Lap	Lap Time	T1	T2	T3	T4	Speed	Lap	Lap Time	T1	T2	T3	T4	Speed				
18th	27	Iker LECUONA				KTM	SPA	2	1'57.187	25.849	30.589	28.758	31.991	341.7			
		Tech 3 KTM Factory Racing						3	1'59.709	P 25.441	32.547	30.618	31.103	339.6			
		Runs=3		Total laps=14		Full laps=7		Run # 2	Front Tyre	missing data	Rear Tyre	missing data					
				New Tyre		New Tyre		**		Laps at start		**		Laps at start			
		1	3'41.023	30.999	32.372	29.917	32.496	176.1	4	2'13.822	P 40.810	31.489	30.176	31.347	142.6		
2	1'57.563	* 25.781	30.573	29.167	32.042*	342.8	Run # 3	Front Tyre	Slick-Hard	Rear Tyre	Slick-Medium						
3	1'56.923	25.519	30.303	29.031	32.070	345.0	**		3 Laps at start		**		3 Laps at start				
4	1'56.420	25.560	30.251	28.697	31.912	345.0	5	2'03.586	31.690	30.887	28.906	32.103	154.7				
5	2'00.232	P 28.982	31.715	29.561	29.974	345.0	6	1'56.691	* 25.496	30.453	28.757	31.985*	338.5				
Run # 2	Front Tyre	Slick-Medium	Rear Tyre	Slick-Medium			7	2'03.147	25.656	33.089	29.692	34.710	338.5				
		5 Laps at start		5 Laps at start			8	1'56.978	25.647	30.426	28.899	32.006	338.5				
6	2'04.383	32.343	31.038	29.085	31.917	147.9	9	2'00.456	P 28.571	31.759	30.029	30.097	337.5				
7	1'56.432	25.444	30.273	28.811	31.904	343.9	Run # 4	Front Tyre	Slick-Soft	Rear Tyre	Slick-Soft						
8	1'56.407	25.469	30.301	28.776	31.861	345.0	**		New Tyre		**		New Tyre				
9	1'58.507	P 25.558	32.079	29.756	31.114	342.8	10	2'05.554	31.372	33.511	28.768	31.903	164.3				
Run # 3	Front Tyre	Slick-Medium	Rear Tyre	Slick-Soft			11	1'55.996	25.336	30.202	28.610	31.848	342.8				
		9 Laps at start		12 Laps at start			12	2'05.100	31.054	31.770	29.814	32.462	338.5				
10	2'04.234	31.783	31.158	29.261	32.032	158.3	13	2'01.885	* 25.423	32.014*	31.997	32.451	337.5				
11	1'56.455	25.724	30.425	28.702	31.604	343.9	21st	63				FRANCESCO BAGNAIA	DUCATI	ITA			
12	1'55.923	25.252	30.204	28.710	31.757	347.2	Ducati Lenovo Team				Runs=3	Total laps=11	Full laps=5				
13	1'59.378	* 25.386	30.288	28.937	34.767*	343.9	Run # 1	Front Tyre	Slick-Soft	Rear Tyre	Slick-Hard						
14	1'58.828	25.455	31.142	30.190	32.041	342.8			9 Laps at start		New Tyre						
19th	33	Brad BINDER				KTM	RSA	1	3'34.332	38.213	33.640	30.476	33.444	105.4			
		Red Bull KTM Factory Racing						2	1'58.085	* 26.102	30.883	29.026	32.074*	348.3			
		Runs=3		Total laps=16		Full laps=11		3	1'56.775	25.635	30.712	28.742	31.686	350.6			
Run # 1	Front Tyre	Slick-Hard	Rear Tyre	Slick-Medium			4	1'56.390	25.489	30.361	28.672	31.868	349.5				
		New Tyre		New Tyre			5	1'59.443	P 28.113	31.604	29.674	30.052	350.6				
1	2'28.274	33.400	32.755	30.202	37.942	162.4	Run # 2	Front Tyre	Slick-Medium	Rear Tyre	Slick-Hard						
2	2'00.941	29.417	30.850	28.881	31.793	343.9			New Tyre		5 Laps at start						
3	1'58.945	27.977	30.519	28.667	31.782	349.5	6	2'11.634	35.970	33.004	30.067	32.593	135.5				
4	1'56.134	25.535	30.341	28.667	31.591	346.1	7	1'58.078	25.901	31.014	29.234	31.929	345.0				
5	1'58.734	25.939	32.340	28.740	31.715	349.5	8	1'56.565	25.558	30.402	28.811	31.794	346.1				
6	1'56.237	25.519	30.382	28.553	31.783	347.2	9	1'56.166	25.440	30.373	28.753	31.600	347.2				
7	2'00.017	P 25.562	33.992	29.358	31.105	343.9	10	2'02.498	P 27.758	32.512	30.783	31.445	348.3				
Run # 2	Front Tyre	Slick-Hard	Rear Tyre	Slick-Medium			Run # 3	Front Tyre	Slick-Medium	Rear Tyre	Slick-Hard						
		7 Laps at start		7 Laps at start					5 Laps at start		10 Laps at start						
8	2'10.305	32.788	34.503	31.215	31.799	137.0	11	2'09.322	33.222	33.102	30.341	32.657	129.1				
9	1'56.300	25.630	30.351	28.669	31.650	346.1	22nd	5				JOHANN ZARCO	DUCATI	FRA			
10	1'55.978	25.497	30.277	28.549	31.655	348.3	Pramac Racing				Runs=3	Total laps=8	Full laps=2				
11	2'02.859	P 25.449	30.327	35.614	31.469	345.0	Run # 1	Front Tyre	Slick-Soft	Rear Tyre	Slick-Soft						
Run # 3	Front Tyre	Slick-Hard	Rear Tyre	Slick-Medium					10 Laps at start		10 Laps at start						
		11 Laps at start		11 Laps at start			1	3'42.647	34.483	34.221	30.776	32.877	135.8				
12	2'06.340	33.592	31.494	29.255	31.999	141.9	2	2'02.761	* 28.635	31.465	29.644	33.017*	349.5				
13	2'01.072	29.617	30.639	28.893	31.923	346.1	3	1'56.461	P 25.761	31.162	29.151	30.387	347.2				
14	1'58.039	26.021	30.950	28.759	32.309	345.0	Run # 2	Front Tyre	Slick-Soft	Rear Tyre	Slick-Soft						
15	1'56.761	25.606	30.469	28.789	31.897	345.0			13 Laps at start		13 Laps at start						
16	1'56.457	25.594	30.488	28.683	31.692	345.0	4	2'13.771	39.159	33.027	29.584	32.001	155.6				
20th	32	Lorenzo SAVADORI				APRILIA	ITA	5	1'56.653	25.498	30.473	28.908	31.774	351.7			
		Aprilia Racing Team Gresini						6	1'56.768	25.631	30.421	28.965	31.751	352.9			
		Runs=4		Total laps=13		Full laps=5		7	1'59.064	P 25.275	31.101	30.733	31.955	354.0			
Run # 1	Front Tyre	Slick-Hard	Rear Tyre	Slick-Medium			Fastest Lap:	Franco MORBIDELLI		Petronas Yamaha SR		ITA	1'54.676	25.043	29.847	28.278	31.508
		**		New Tyre		**		New Tyre									
1	2'13.502	31.696	32.186	29.610	32.607	170.6											

These data/results cannot be reproduced, stored and/or transmitted in whole or in part by any manner of electronic, mechanical, photocopying, recording, broadcasting or otherwise now known or herein after developed without the previous express consent by the copyright owner, except for reproduction in daily press and regular printed publications on sale to the public within 60 days of the event related to those data/results and always provided that copyright symbol appears together as follows below.

© DORNA, 2021

Official MotoGP Timing by TISSOT
www.motogp.com

Doha, Saturday, March 27, 2021

Page 5 of 6



Free Practice Nr. 3

MotoGP

Lap	Lap Time	T1	T2	T3	T4	Speed	Lap	Lap Time	T1	T2	T3	T4	Speed
Run #	3	Front Tyre Slick-Soft		Rear Tyre Slick-Soft									
		17 Laps at start							17 Laps at start				
8	2'08.147	34.092	32.364	29.706	31.985	169.8							

Fastest Lap:	Franco MORBIDELLI	Petronas Yamaha SR	ITA	1'54.676	25.043	29.847	28.278	31.508
---------------------	-------------------	--------------------	-----	-----------------	--------	--------	--------	--------

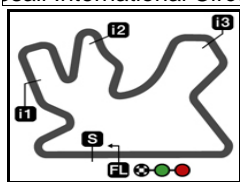
These data/results cannot be reproduced, stored and/or transmitted in whole or in part by any manner of electronic, mechanical, photocopying, recording, broadcasting or otherwise now known or herein after developed without the previous express consent by the copyright owner, except for reproduction in daily press and regular printed publications on sale to the public within 60 days of the event related to those data/results and always provided that copyright symbol appears together as follows below.
© DORNA, 2021

Official MotoGP Timing by **TISSOT**
www.motogp.com

Doha, Saturday, March 27, 2021

Page 6 of 6





5380 m.

BARWA GRAND PRIX OF QATAR

Free Practice Nr. 3

Best Partial Times

MotoGP™

IT Ideal Lap Time, sum of the best partial times

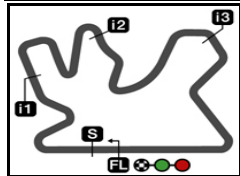
BT Best Lap Time

<i>T1</i>		<i>T2</i>		<i>T3</i>		<i>T4</i>				<i>IT</i>	<i>BT</i>	
Pos	Rider	Time	Rider	Time	Rider	Time	Rider	Time	Pos	Rider		
1	L.MARINI	24.984	F.MORBIDELLI	29.847	F.MORBIDELLI	28.278	L.MARINI	31.321	1	F.MORBIDELLI	1'54.624	1'54.676 (1)
2	F.MORBIDELLI	24.991	A.ESPARGARO	29.894	A.ESPARGARO	28.283	J.MARTIN	31.413	2	L.MARINI	1'54.634	1'54.855 (3)
3	J.MIR	25.082	L.MARINI	29.919	M.VIÑALES	28.315	S.BRADL	31.440	3	A.ESPARGAR	1'54.794	1'54.841 (2)
4	S.BRADL	25.093	T.NAKAGAMI	29.958	J.MIR	28.324	M.OLIVEIRA	31.449	4	A.RINS	1'54.914	1'54.914 (4)
5	M.OLIVEIRA	25.093	F.QUARTARARO	29.989	T.NAKAGAMI	28.349	A.RINS	31.450	5	T.NAKAGAMI	1'54.945	1'55.085 (7)
6	A.RINS	25.094	M.VIÑALES	30.017	A.RINS	28.352	A.ESPARGARO	31.473	6	F.QUARTARAR	1'54.992	1'55.070 (5)
7	F.QUARTARARO	25.095	A.RINS	30.018	D.PETRUCCI	28.382	J.MIR	31.495	7	J.MIR	1'55.042	1'55.077 (6)
8	T.NAKAGAMI	25.117	V.ROSSI	30.051	F.QUARTARARO	28.389	F.MORBIDELLI	31.508	8	M.VIÑALES	1'55.103	1'55.103 (8)
9	A.ESPARGARO	25.144	D.PETRUCCI	30.070	A.MARQUEZ	28.394	F.QUARTARARO	31.519	9	M.OLIVEIRA	1'55.149	1'55.261 (10)
10	D.PETRUCCI	25.152	S.BRADL	30.135	L.MARINI	28.410	E.BASTIANINI	31.520	10	S.BRADL	1'55.168	1'55.207 (9)
11	J.MARTIN	25.181	J.MIR	30.141	M.OLIVEIRA	28.447	T.NAKAGAMI	31.521	11	D.PETRUCCI	1'55.232	1'55.366 (11)
12	M.VIÑALES	25.201	M.OLIVEIRA	30.160	S.BRADL	28.500	M.VIÑALES	31.570	12	J.MARTIN	1'55.415	1'55.704 (13)
13	J.MILLER	25.210	J.MILLER	30.162	J.MARTIN	28.527	J.MILLER	31.583	13	A.MARQUEZ	1'55.478	1'55.517 (12)
14	V.ROSSI	25.248	E.BASTIANINI	30.179	B.BINDER	28.549	B.BINDER	31.591	14	E.BASTIANINI	1'55.602	1'55.784 (14)
15	I.LECUONA	25.252	L.SAVADORI	30.202	P.ESPARGARO	28.555	A.MARQUEZ	31.591	15	J.MILLER	1'55.603	1'55.791 (15)
16	J.ZARCO	25.275	I.LECUONA	30.204	E.BASTIANINI	28.579	P.ESPARGARO	31.593	16	V.ROSSI	1'55.645	1'55.834 (16)
17	A.MARQUEZ	25.278	P.ESPARGARO	30.213	L.SAVADORI	28.610	F.BAGNAIA	31.600	17	I.LECUONA	1'55.757	1'55.923 (18)
18	E.BASTIANINI	25.324	A.MARQUEZ	30.215	J.MILLER	28.648	I.LECUONA	31.604	18	P.ESPARGAR	1'55.795	1'55.916 (17)
19	L.SAVADORI	25.336	B.BINDER	30.277	F.BAGNAIA	28.672	D.PETRUCCI	31.628	19	B.BINDER	1'55.866	1'55.978 (19)
20	P.ESPARGARO	25.434	J.MARTIN	30.294	V.ROSSI	28.681	V.ROSSI	31.665	20	L.SAVADORI	1'55.996	1'55.996 (20)
21	F.BAGNAIA	25.440	F.BAGNAIA	30.361	I.LECUONA	28.697	J.ZARCO	31.751	21	F.BAGNAIA	1'56.073	1'56.166 (21)
22	B.BINDER	25.449	J.ZARCO	30.421	J.ZARCO	28.908	L.SAVADORI	31.848	22	J.ZARCO	1'56.355	1'56.653 (22)

These data/results cannot be reproduced, stored and/or transmitted in whole or in part by any manner of electronic, mechanical, photocopying, recording, broadcasting or otherwise now known or herein after developed without the previous express consent by the copyright owner, except for reproduction in daily press and regular printed publications on sale to the public within 60 days of the event related to those data/results and always provided that copyright symbol appears together as follows below.
© DORNA, 2021

Official MotoGP Timing by TISSOT
www.motogp.com






5380 m.

BARWA GRAND PRIX OF QATAR

Free Practice Nr. 3

Fastest Laps Sequence

<i>Practice Time</i>	 <i>Rider</i>	<i>Nation</i>	<i>Motorcycle</i>	<i>Time</i>	<i>Km/h</i>	<i>Rider's Lap</i>
4'04.134	21 Franco MORBIDELLI	ITA	YAMAHA	1'56.464	166.3	2
4'47.033	30 Takaaki NAKAGAMI	JPN	HONDA	1'56.459	166.3	2
4'47.550	89 Jorge MARTIN	SPA	DUCATI	1'56.383	166.4	2
6'06.308	73 Alex MARQUEZ	SPA	HONDA	1'56.282	166.5	3
6'20.356	41 Aleix ESPARGARO	SPA	APRILIA	1'55.949	167.0	3
6'41.427	42 Alex RINS	SPA	SUZUKI	1'55.779	167.2	3
6'42.775	30 Takaaki NAKAGAMI	JPN	HONDA	1'55.742	167.3	3
6'43.256	89 Jorge MARTIN	SPA	DUCATI	1'55.706	167.3	3
7'55.672	21 Franco MORBIDELLI	ITA	YAMAHA	1'55.625	167.5	4
9'14.126	12 Maverick VIÑALES	SPA	YAMAHA	1'55.461	167.7	4
9'50.796	21 Franco MORBIDELLI	ITA	YAMAHA	1'55.124	168.2	5
24'19.722	20 Fabio QUARTARARO	FRA	YAMAHA	1'55.070	168.3	8
40'49.989	21 Franco MORBIDELLI	ITA	YAMAHA	1'54.676	168.8	14

These data/results cannot be reproduced, stored and/or transmitted in whole or in part by any manner of electronic, mechanical, photocopying, recording, broadcasting or otherwise now known or herein after developed without the previous express consent by the copyright owner, except for reproduction in daily press and regular printed publications on sale to the public within 60 days of the event related to those data/results and always provided that copyright symbol appears together as follows below.

© DORNA, 2021

Official MotoGP Timing by **TISSOT**
www.motogp.com

Doha, Saturday, March 27, 2021

